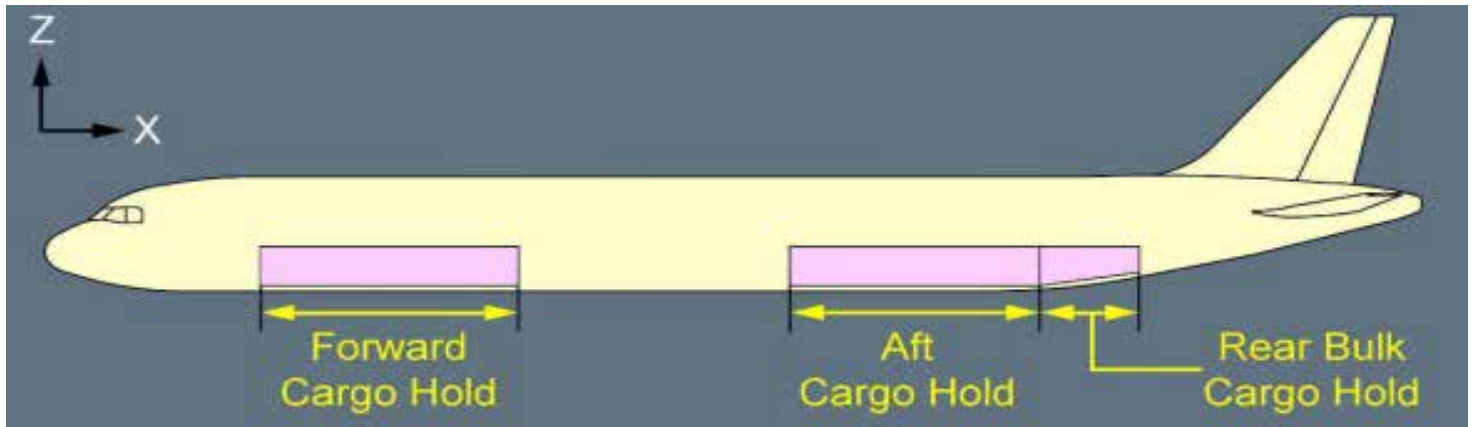



## 1. Cargo Door Dimensions


Aircraft Type	FWD Cargo Door		AFT Cargo Door		Bulk Cargo Door	
	Door Width (m)	Door Height (m)	Door Width (m)	Door Height (m)	Door Width (m)	Door Height (m)
Boeing B787 – 800	2.451	1.701	2.451	1.701	1.016	1.143
Airbus A319 (AYY-AZC/D)	-----	1.233	-----	1.233	0.954	0.880
A319 (AYN / AYP)	1.541	1.198	1.541	1.198	0.954	0.880
Airbus A320 (AYQ/R/S/U/W- AZA/B)	1.541	1.198	1.541	1.198	0.954	0.880
Airbus A321 (Pax – AYT/AYV)	1.514	1.198	1.541	1.198	0.954	0.880
E2 EMBRAER 195/190	-----	0.90	-----	Minor (Aft): 0.78 Major (Fwd): 0.88	-----	-----
E1 EMBRAER 195/175	-----	0.90	-----	Minor (Aft): 0.78 Major (Fwd): 0.88	-----	-----

## 2. Cargo Holds Dimensions



B787-8	Dimensions			
	from		To	
	(m)	(in)	(m)	(in)
FWD Cargo HLD	8.5979	338.50	21.25218	836.7
AFT Cargo HLD	32.92094	1296.1	42.4434	1671
Blk	42.4434	1671	45.0342	1773


 <b>A321-232</b>	Dimensions			
	from		To	
	(m)	(in)	(m)	(in)
<b>FWD Cargo HLD</b>	9.858	388.11	17.908	705.04
<b>AFT Cargo HLD</b>	26.542	1044.96	34.696	1365.98
<b>Blk</b>	34.696	1365.98	37.938	1493.62


 <b>A320-232</b>	Dimensions			
	from		To	
	(m)	(in)	(m)	(in)
<b>FWD Cargo HLD</b>	9.858	388.11	14.708	579.06
<b>AFT Cargo HLD</b>	21.208	834.96	27.762	1092.99
<b>Blk</b>	27.762	1092.99	31.003	1220.59

 <b>EMBRAER E175</b>	Dimensions			
	from		To	
	(m)	(in)	(m)	(in)
<b>FWD Cargo HLD</b>	5	196.85	11.25	442.91
<b>AFT Cargo HLD</b>	17.76	699.21	23.04	907.09

 <b>EMBRAER E1195</b>	Dimensions			
	from		To	
	(m)	(in)	(m)	(in)
<b>FWD Cargo HLD</b>	5.58	219.69	13.64	537.01
<b>AFT Cargo HLD</b>	21.21	835.04	30.01	1181.50

 <b>EMBRAER</b> <b>E2 190</b>	Dimensions			
	from		To	
	(m)	(in)	(m)	(in)
<b>FWD Cargo HLD</b>	5.025	197.83	11.33	446.06
<b>AFT Cargo HLD</b>	19.626	772.68	27.581	1085.87

 <b>EMBRAER</b> <b>E2 195</b>	Dimensions			
	from		To	
	(m)	(in)	(m)	(in)
<b>FWD Cargo HLD</b>	5.025	197.83	14.257	561.30
<b>AFT Cargo HLD</b>	22.552	887.87	32.851	1293.35

 <b>A321-232</b> <b>Freighter</b>	Dimensions			
	from		To	
	(m)	(in)	(m)	(in)
<b>Main Deck</b>	7.217	284.13	39.132	1540.63
<b>FWD Cargo HLD</b>	9.858	388.11	17.908	705.04
<b>AFT Cargo HLD</b>	26.542	1044.96	34.696	1365.98
<b>Blk</b>	34.696	1365.98	37.938	1493.62